



Alle Nieuws Shopping Afbeeldingen Video's

Tip: Alleen in het Nederlands zoeken. Je kunt je zoektaak instellen in de Voorkeuren

Royal Dutch Shell plc ADR

Class A

NYSE: RDS.A



Overzicht

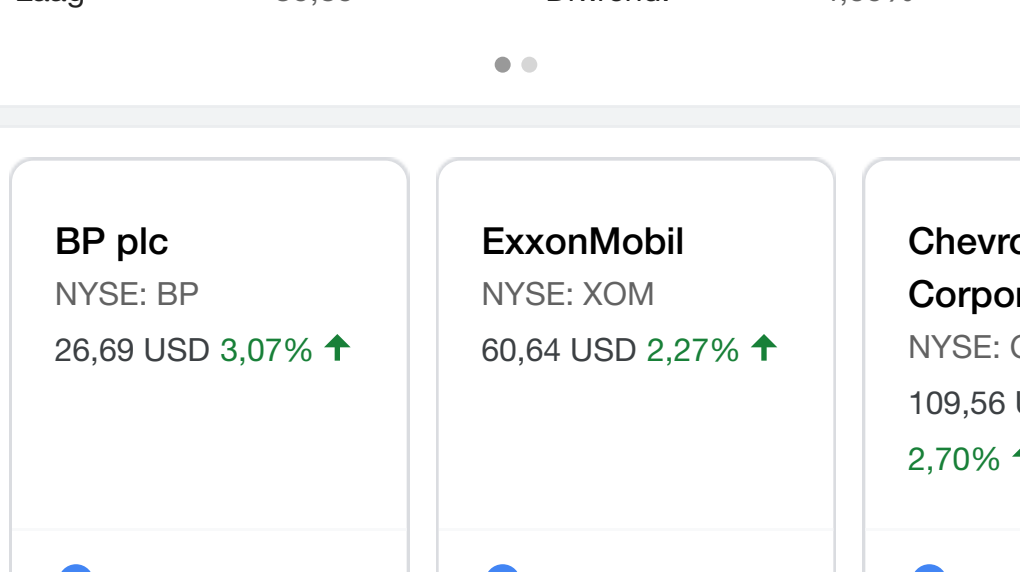
Vergelijken

Financieel

40,40 USD +1,33 (3,40%) ↑

14 mei 13:25 EDT · Disclaimer

1D 5D 1M 6M YTD Meer ▾



Open	39,90	Beurswaarde	154,41 mld.
Hoog	40,47	Koers/winst	-
Laag	39,89	Div.rend.	4,09%

BP plc

NYSE: BP

26,69 USD 3,07% ↑

Vergelijken

ExxonMobil

NYSE: XOM

60,64 USD 2,27% ↑

Vergelijken

Chevron

NYSE: CVX

109,56 USD

2,70% ↑

Vergelijken

https://finance.yahoo.com › quote

Royal Dutch Shell PLC Royal Dut (RDS-A) Stock Price, News, Quote & History ...

Royal Dutch Shell plc (RDS-A). NYSE - Nasdaq Real Time Price. Currency in USD.

Royal Dutch Shell plc

Historical Data

Statistics

RDS

https://www.marketwatch.com › rds.a

RDS.A Stock Price | Royal Dutch Shell PLC ADR CI A Stock Quote (U.S.: NYSE ...

RDS.A | A complete RDS.A overview by MarketWatch. View the latest market news and prices, and trading information.

Market Cap: \$148.24B

52 Week Range: 23.07 - 44.50

1 Year: 33.72%

1 Month: 2.31%

https://www.shell.com › share-prices

Share price information - New York - RDS.A | Shell Global

Date & Time: 21 April 2021 16:00 (GMT-04:00). Share, Market, Last, (+/-), %, Open, High, Low, Volume. Royal Dutch Shell A ADR (NYSE), NYSE, 38.64, 0.32, 0.84 ...

Financieel



Kwartaalfinanciën

(USD) mrt. 2021 Jaar-op-jaar

Omzet 55,67 mld. 7,27% ↓

Netto inkomsten 5,66 mld. >9999.99% ↑

Verwaterde WPA 0,72 0%

Netto winstmarge 10,17% >9999.99% ↑

Disclaimer

Earnings calls

Q1 2021 -7,88% lager dan geschatte WPA ▾

Q4 2020 -57,92% lager dan geschatte WPA ▾

Q3 2020 2.292,31% hoger dan geschatte WPA ▾

Q2 2020 383,64% hoger dan geschatte WPA ▾

Disclaimer

Gerelateerde markten

.DJI 34.368,77
Dow Jones Industrial Average +347,32 (1,02%)

.INX 4.171,54
S&P 500 +59,04 (1,44%)

.IXIC 13.396,56
NASDAQ Composite +271,57 (2,07%)

RUT 2.211,95
Russel 2000 index +41,00 (1,89%)

XOI 1.095,60
NYSE Arca Oil Index +34,35 (3,24%)

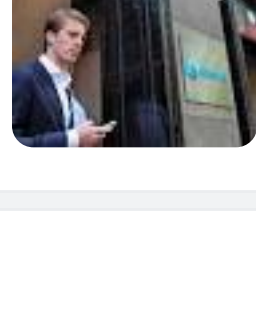
Disclaimer

Marktnieuws

De Telegraaf

ING leidt optimisme in AEX | Financieel | Telegraaf.nl

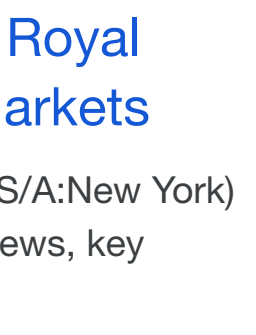
6 uur geleden



De Telegraaf

Opgeweekte AEX sluit boven 700 punten | Financieel | Telegraaf.nl

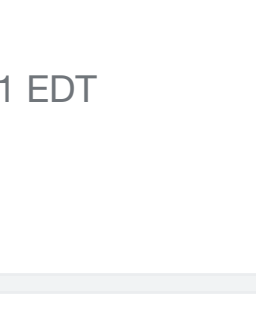
7 uur geleden



De Telegraaf

Inflatiezorg kan opmars AEX niet stuiten | Financieel | Telegraaf.nl

9 uur geleden



https://www.bloomberg.com › A:US

RDS/A:New York Stock Quote - Royal Dutch Shell PLC - Bloomberg Markets

Stock analysis for Royal Dutch Shell PLC (RDS/A:New York) including stock price, stock chart, company news, key statistics, fundamentals and company profile.

Market Cap: 149.590B

Market Open: As of 10:16 AM EDT 05/14/2021 EDT

Prev Close: 39.07

Volume: 1,188,917

https://www.bloomberg.com › quote

RDSA:EN Amsterdam Stock Quote - Royal Dutch Shell PLC - Bloomberg Markets

Stock analysis for Royal Dutch Shell PLC (RDSA:EN Amsterdam) including stock price, stock chart, company news, key statistics, fundamentals and company ...

Market Open: As of 05:47 AM EDT 05/14/2021 EDT

Market Cap: 124.351B

Volume: 2,539,399

Total Liabilities: 218,447.00

https://nl.investing.com › equities

RDSa | Royal Dutch Shell PLC ADR Aandelen - Investing.com

Krijg gedetailleerde informatie over het Royal Dutch Shell PLC ADR (RDSa) Aandeel inclusief Prijs, Grafieken, Technische Analyses, Historische gegevens, Royal ...

https://live.euronext.com › equities

ROYAL DUTCH SHELLA € 16.222 - Euronext Live

Stock quotes Euronext Amsterdam - realtime stock prices AEX, AMX, AscX. ... 29/04/2021, ROYAL DUTCH SHELL PLC FIRST QUARTER 2021 INTERIM ...

https://www.cnbc.com › quotes › R...

RDS.A: Royal Dutch Shell PLC - Stock Price, Quote and News - CNBC

Get Royal Dutch Shell PLC (RDS.A:NYSE) real-time stock quotes, news, price and financial information from CNBC.

https://www.nasdaq.com › ... › Stocks

Royal Dutch Shell PLC Royal Dutch Shell American Depositary Shares ... - Nasdaq

Label, Value, Exchange, NYSE. Sector, N/A. Industry, N/A. 1 Year Target, \$50.00. Today's High/Low, \$39.79 /\$38.89. Share Volume, 6,404,898. Average Volume ...

Gerelateerde zoekopdrachten

Shell stock NYSE

RDSA stock

Shell Stock AEX

Shell stock News today

Shell share yahoo

Shell stock forecast

Shell stock ams

Shell yahoo finance nyse



Meer resultaten

België

Google

aangeboden in:

Nederlands

English

français

● Antwerpen - Gebaseerd op je internetadres
Precieze locatie gebruiken - Meer informatie

Inloggen

Instellingen

Help

Feedback

Privacy

Voorwaarden